


Uniclass L5367			
C/SIB	(71.3)		

November 2022



 **Pedisystems[®]**

Entrance Flooring Systems

CS PEDISYSTEMS® ENTRANCE FLOORING SYSTEMS

Making an Entrance with CS Pedisystems®

The entrance to your building has to be both aesthetically pleasing and highly functional. Selecting a suitable entrance mat to fit the form and function of the building is easy with CS Pedisystems®. From the most luxurious and elemental statement entrance made by stainless steel Gridline™, to the more modest but very effective Tetras™ Clean-off Carpet Tiles, there is a CS entrance mat for every project and budget.



SHOPPING CENTRES



COMMERCIAL



RETAIL OUTLETS



HEALTHCARE



EDUCATION



LEISURE



TRANSPORT



HOTELS

COMPANY PROFILE

Construction Specialties operates through 22 offices worldwide, and has key manufacturing locations or Sales Offices in most European countries.

The UK Head Office, based in Buckinghamshire, is the sales and manufacturing hub for servicing markets across the UK and Ireland, through a network of experienced and professional technical sales representatives.








Our product ranges include wall protection systems, entrance matting systems, performance coatings for walls and floors, expansion joint covers, solar shading, cubicle curtain track, architectural louvres and pressure relief systems.

These have been successfully installed in many of the world's most prestigious buildings, across a spectrum of business sectors including healthcare, transport, retail, leisure and commercial offices.

FEATURES AND BENEFITS

- Mat depths to suit matwells or surface mounting
- Bespoke shaping
- Easy to install
- Choice of rail finishes
- Exterior and interior tread options
- High rolling load capabilities
- Easy to clean and maintain
- Heel proof rail systems
- Legislation compliant
- Prolongs the life of interior floor finishes by reducing ingress of abrasive soil
- Superior scraping and drying action
- Reduces slip and trip incidents
- Durable and hard wearing
- Retains appearance with regular maintenance

CONTENTS

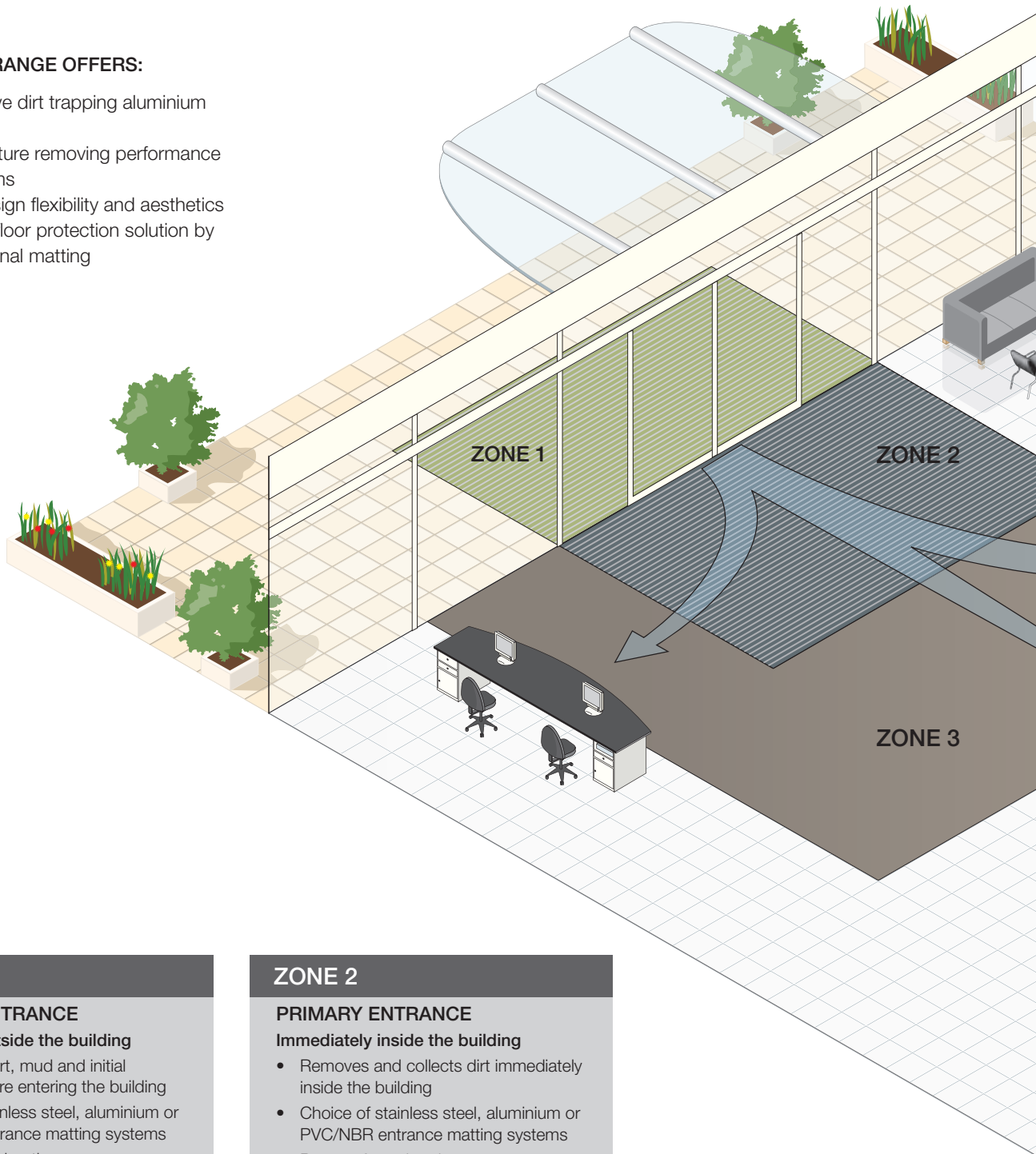
	PAGES
INTRODUCTION TO ENTRANCE FLOORING	4-5
PRODUCT SELECTION GUIDE	6-7
 CS PEDIGRID	8-9
 CS PEDILUXE PEDILUXE PEDILUXE GOLD	10-11
 CS PEDIMAT ULTRA	12-13
 CS PEDIMAT	14-15
 CS GRIDLINE GRIDLINE GRIDLINE PLUS	16-17
 CS HELIX HELIX Z1 HELIX Z2	18-19
 CS TETRAS	20-21
COLOURS AND FINISHES	22-23
BESPOKE DESIGNS AND LOGOS	24-25
LEGISLATION AND SUSTAINABILITY	26-27
SITWORK AND EDGING TRIMS	28-29
CLEANING AND MAINTENANCE	29
OUR SERVICE	30-31

INTRODUCTION TO ENTRANCE FLOORING

At CS we advocate a zonal approach to Entrance Flooring, to ensure the most efficient removal of dirt and moisture from feet and wheeled traffic. A well specified zonal solution will help to minimise the risk of slip accidents on wet hard floors, and will reduce daily maintenance costs and potential of damage to interior floor coverings throughout the building.

PEDISYSTEMS RANGE OFFERS:

- Highly effective dirt trapping aluminium grid systems
- Efficient moisture removing performance carpet systems
- Optimum design flexibility and aesthetics
- The ultimate floor protection solution by combining zonal matting



ZONE 1

EXTERIOR ENTRANCE

Immediately outside the building

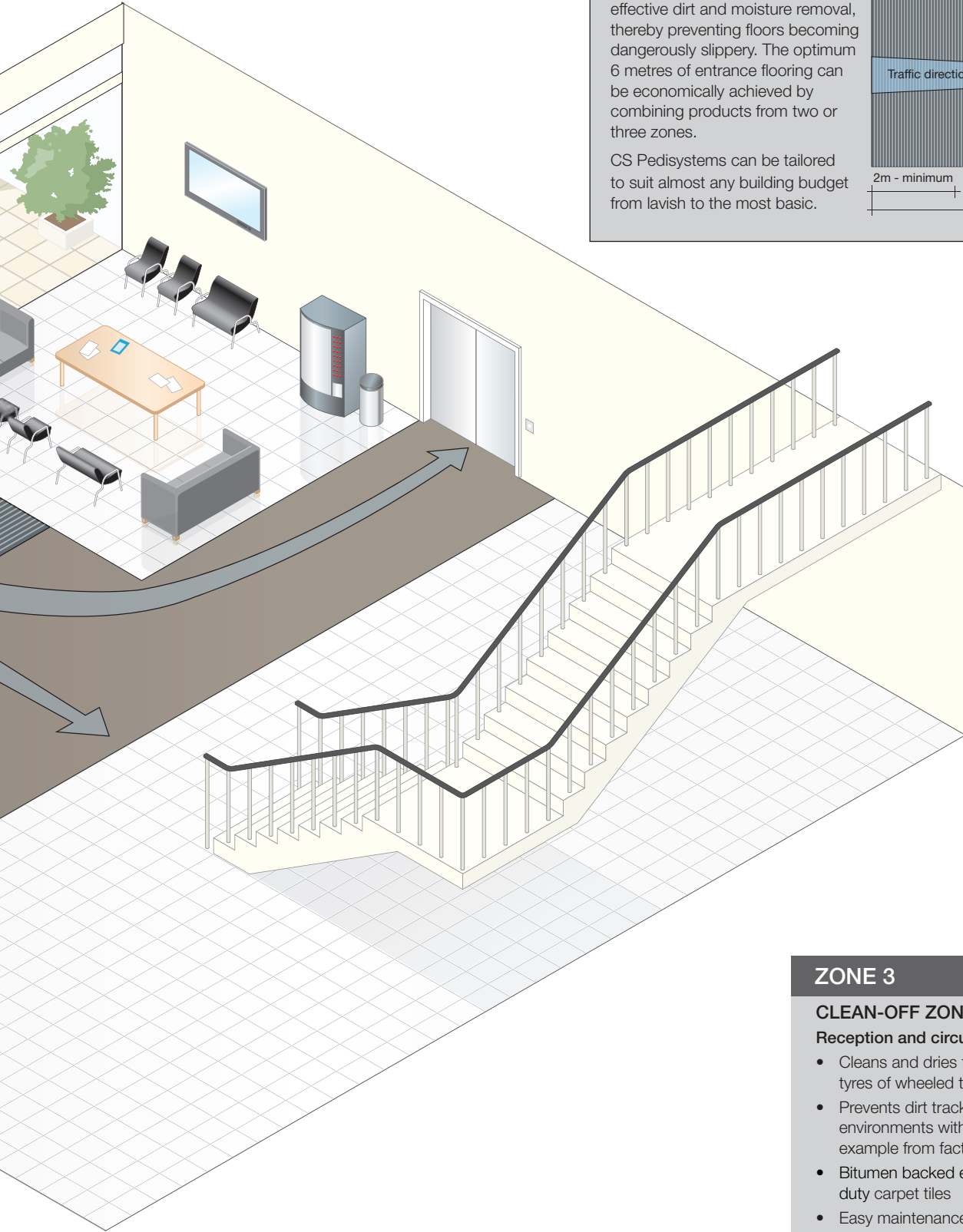
- Scrapes off dirt, mud and initial moisture before entering the building
- Choice of stainless steel, aluminium or PVC/NBR entrance matting systems
- Range of tread options
- Easy maintenance
- Excellent appearance retention

ZONE 2

PRIMARY ENTRANCE

Immediately inside the building

- Removes and collects dirt immediately inside the building
- Choice of stainless steel, aluminium or PVC/NBR entrance matting systems
- Range of tread options
- Easy maintenance
- Excellent appearance retention

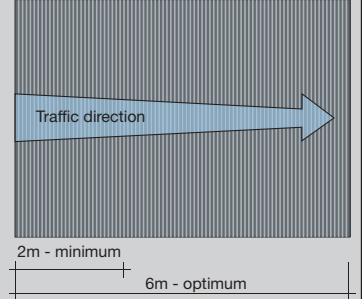


MAT SIZE RECOMMENDATIONS

To comply with BS 7953 and BS 8300 a minimum traffic direction of 2m would be required, however many experts recognise that 6m (or 8 to 10 foot falls) is the optimum walk-off length of entrance flooring.

This dimension would allow for effective dirt and moisture removal, thereby preventing floors becoming dangerously slippery. The optimum 6 metres of entrance flooring can be economically achieved by combining products from two or three zones.

CS Pedisystems can be tailored to suit almost any building budget from lavish to the most basic.



ZONE 3

CLEAN-OFF ZONE

Reception and circulation areas

- Cleans and dries the soles of shoes and tyres of wheeled traffic beyond Zone 2
- Prevents dirt tracking from soiled to clean environments within the building, for example from factory to office
- Bitumen backed entrance grade, heavy duty carpet tiles
- Easy maintenance
- Excellent appearance retention


PRODUCT SELECTION GUIDE

PRODUCT	PEDIGRID	PEDILUXE	PEDILUXE GOLD	PEDIMAT ULTRA
				
	pages 8-9	pages 10-11	pages 10-11	pages 12-13
INTERNAL MATWELL DEPTH	44mm	17mm	17mm	11mm
ROLLING LOAD*	165kgs/wheel	500kgs**/wheel	350kgs/wheel	275kgs/wheel
SURFACE ABSORPTION AREA	85%	80%	70%	80%
DRYING PERFORMANCE	Very High	Very High	Very High	Very High
SCRAPING PERFORMANCE	High	Very High	High	Very High
RECOMMENDED ZONE(S)	1 and 2	1 and 2	1 and 2	1 and 2
COST INDEX***	110	100	240	80
SYSTEM	Aluminium Grid	Aluminium Hinged Rail	Brass/Aluminium Hinged Rail	Aluminium Hinged Rail

* CSI Test equipment using 50mm wide and 125mm diameter solid polyurethane wheel

** Equivalent to a pallet truck with 2 tonne load

*** By giving Pediluxe a designation of 100, Pedigrid (110) would cost approximately 10% more

	PEDIMAT	GRIDLINE	GRIDLINE PLUS	HELIX Z1	HELIX Z2	TETRAS
						
	pages 14-15	pages 16-17	pages 16-17	pages 18-19	pages 18-19	pages 20-21
	11mm	11 and 17mm	17mm	11mm	11mm	10mm
	225kgs/wheel	250kgs/wheel	250kgs/wheel	250kgs/wheel	250kgs/wheel	N/A
	65%	N/A	65%	N/A	55%	100%
	High	Medium	High	Low	High	Very High
	High	High	High	Medium	High	High
	1 and 2	1	2	1	2	2 and 3
	70	200	300	30	55	20
	Aluminium Hinged Rail	Stainless Steel Grid	Stainless Steel Grid	PVC/NBR Interlocking Tile	PVC/NBR Interlocking Tile	Bitumen Backed Carpet Tile

CS PEDIGRID®

Designed exclusively for recessed installations, Pedigrid® is a system of removable grille sections that allows water, dirt and snow to fall between the heel proof treads into a drainable 44mm deep well below. The advantage of a deep matwell is reduced cleaning and maintenance.

Pedigrid® is purpose made to specific modular dimensions and shapes for your project. The system is especially suitable for new construction, where there will be high footfalls, such as passenger termini, shopping centres and hospitals.

PEDIGRID WITH CARPET INSERTS



PRODUCT FEATURES

- Recess mounted
- Open construction and deep matwell for maximum dirt containment and less frequent removal for cleaning
- Purpose made to specific project requirements
- Field changeable inserts without the use of specialist tools for low lifecycle costs
- CS Pedijet logo system option for interior grade carpet tread applications (see p25)
- Wide range of tread and colour options (see p22-23)

EXAMPLE SPECIFICATION (NBS)

UNICLASS UK: PR_35_57_11_26
CAWS - ARCHITECTURE: N10_300 ENTRANCE MATTING

Manufacturer: Construction Specialties (UK) Limited,
1010 Westcott Venture Park, Westcott, Bucks HP18 0XB
Tel: +44 (0)1296 652800 Web: www.c-sgroup.co.uk

Product reference: CS Pedigrid 44mm deep, complete with 46mm frame for recess mounting

Finish: Aluminium profiles: mill finish, aluminium frames: mill finish

Tread type: Interior grade carpet inserts

Tread colour: Espresso 0204

Matwell size: 3000mm wide x 3821mm in traffic direction

Mat size: To suit matwell

RAIL FINISH OPTIONS

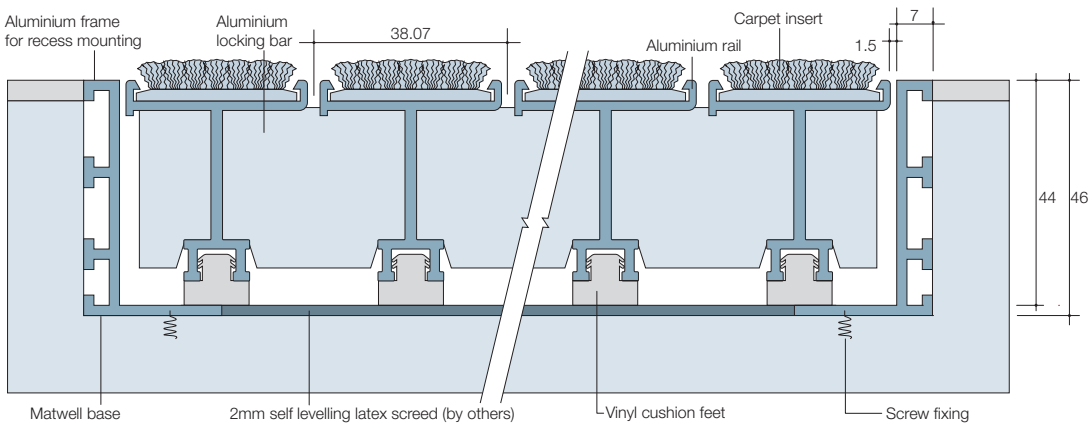


Mill finish
as standard

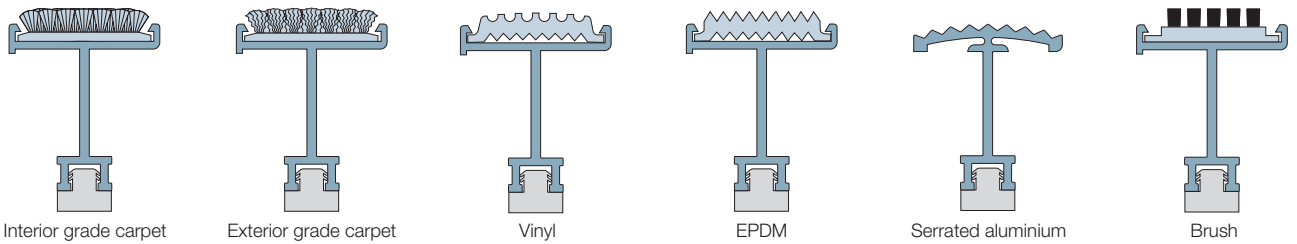


RADISSON EDWARDIAN HOTEL, LONDON

SECTIONAL DETAIL

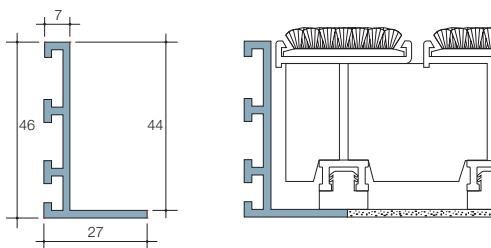


TREAD OPTIONS



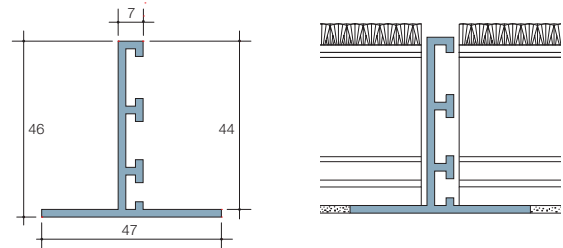
FRAME OPTIONS

46MM FRAME FOR RECESS MOUNTING



Materials: Aluminium in mill finish

46MM T-FRAME FOR DIVIDING LARGE SECTIONS OF MAT



Materials: Aluminium in mill finish

Note: Illustrations not to scale


CS PEDILUXE®

Pediluxe® is the most versatile of all our aluminium profile systems. It combines rugged construction with a luxury ‘feel’ underfoot and enough tread and colour options to satisfy the most demanding project requirements.

Its exceptional load bearing capability makes it especially suitable for high volume areas such as shopping centres, hospitals and passenger termini. At 17mm deep it fits directly into most existing matwells, facilitating quick and easy installation.

Pediluxe® Gold is the brass rail version offering a simply stunning quality and appearance.

PEDILUXE WITH CARPET INSERTS



PEDILUXE GOLD

BLACK ANODISED PEDILUXE

PRODUCT FEATURES

- Recess or surface mounted options
- Rolls up for easy matwell cleaning
- Exceptional rolling load capabilities in excess of 500kgs/wheel (Pediluxe Gold 350kgs/wheel)
- Closed spline option with deep channels allows in situ cleaning along with very high dirt containment
- Open spline option allows dirt to fall into the matwell, the mat can then be rolled up for matwell cleaning
- Field changeable inserts without the use of specialist tools for low lifecycle costs
- CS Pedijet logo system option for interior grade carpet tread applications (see p25)
- Wide range of tread and colour options (see p22-23)

EXAMPLE SPECIFICATION (NBS)

UNICLASS UK: PR_35_57_11_26
CAWS - ARCHITECTURE: N10_300 ENTRANCE MATTING

Manufacturer: Construction Specialties (UK) Limited,
1010 Westcott Venture Park, Westcott, Bucks HP18 0XB
Tel: +44 (0)1296 652800 Web: www.c-sgroup.co.uk

Product reference: CS Pediluxe 17mm deep, complete with 20mm frame for recess mounting

Finish: Aluminium profiles: mill finish, aluminium frames: mill finish

Tread type: Interior grade carpet inserts

Tread colour: Castle Grey 0203

Spline: Closed, Black

Endfiller colour: Black

Matwell size: 2500mm wide x 4500mm in traffic direction

Mat size: To suit matwell

RAIL FINISH OPTIONS



Mill finish as standard

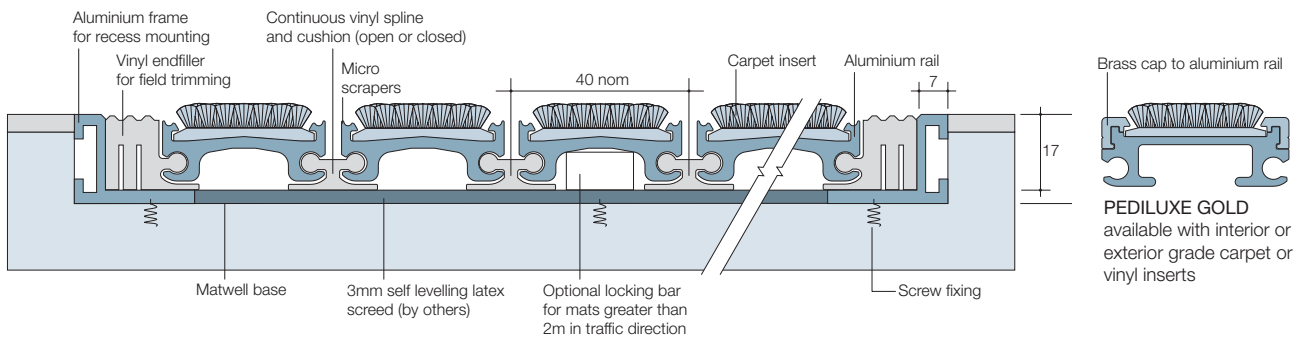
Clear anodised

Black anodised



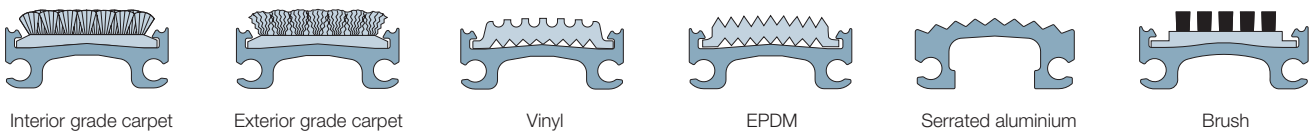
THE MALL BLACKBURN, BLACKBURN

SECTIONAL DETAIL



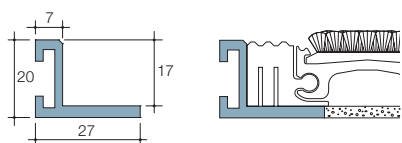
PEDILUXE GOLD
available with interior or exterior grade carpet or vinyl inserts

TREAD OPTIONS



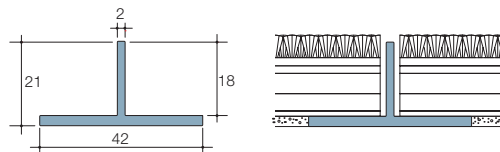
FRAME OPTIONS

20MM FRAME FOR RECESS MOUNTING



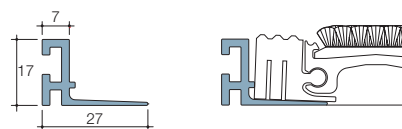
Materials: Aluminium in mill finish or anodised (black or bronze)

21MM T-FRAME FOR DIVIDING LARGE SECTIONS OF MAT



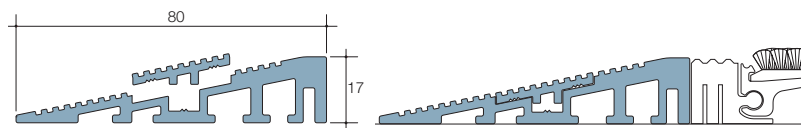
Materials: Aluminium in mill finish or black anodised

17MM TAPERED FRAME FOR RECESS MOUNTING



Materials: Aluminium in mill finish

17MM RAMPED FRAME FOR SURFACE MOUNTING



Materials: Aluminium in mill finish, black or clear anodised

Note: Illustrations not to scale

CS PEDIMAT® ULTRA

Pedimat® Ultra is elegant, slimline and economical, whilst also providing an increased absorption area and strength when compared with standard Pedimat. With its 11mm slim depth profile, as well as fitting in a standard matwell, it can also easily fit alongside floor tiles and carpets to produce a flush floor finish.

It is suitable for medium to high use areas such as busy offices, surgeries and schools.

PEDIMAT ULTRA WITH CARPET INSERTS



PRODUCT FEATURES

- Recess or surface mounted options
- Rolls up for easy matwell cleaning
- 275kgs/wheel rolling load capability
- Closed spline option with deep channels allows in situ cleaning along with very high dirt containment
- Field changeable inserts without the use of specialist tools for low lifecycle costs
- CS Pedijet logo system option for interior grade carpet tread applications (see p25)
- Wide range of tread and colour options (see p22-23)

EXAMPLE SPECIFICATION (NBS)

UNICLASS UK: PR_35_57_11_26
CAWS - ARCHITECTURE: N10_300 ENTRANCE MATTING

Manufacturer: Construction Specialties (UK) Limited,
1010 Westcott Venture Park, Westcott, Bucks HP18 0XB
Tel: +44 (0)1296 652800 Web: www.c-sgroup.co.uk

Product reference: CS Pedimat Ultra 11mm deep, complete with 13mm frame for recess mounting

Finish: Aluminium profiles: mill finish, aluminium frames: mill finish

Tread type: Interior grade carpet inserts

Tread colour: Wrought Iron 0202

Endfiller/spline colour: Black

Matwell size: 4000mm wide x 5600mm in traffic direction

Mat size: To suit matwell

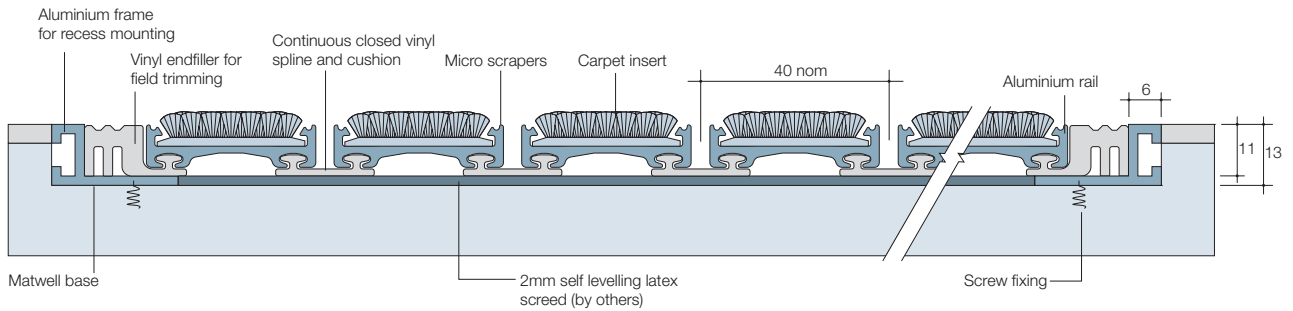
RAIL FINISH OPTIONS



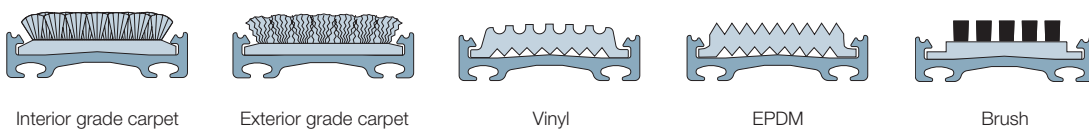


ONE SNOWHILL, BIRMINGHAM

SECTIONAL DETAIL

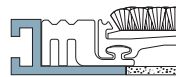
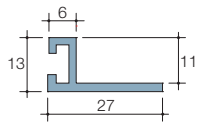


TREAD OPTIONS



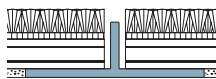
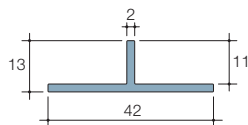
FRAME OPTIONS

13MM FRAME FOR RECESS MOUNTING



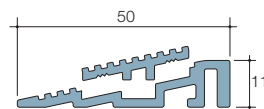
Materials:
 Aluminium in mill finish,
 black, bronze or gold
 anodised

13MM T-FRAME FOR DIVIDING LARGE SECTIONS OF MAT



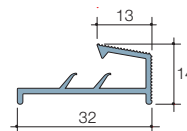
Materials:
 Aluminium in mill finish,
 black, bronze or gold
 anodised

11MM RAMPED FRAME FOR SURFACE MOUNTING



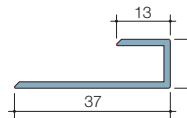
Materials:
 Aluminium in mill finish,
 black, bronze, gold or
 clear anodised

CARPET EDGE GRIP FOR ABUTTING CARPET FLOORING



Materials: Aluminium in mill finish, black, bronze or gold anodised

CARPET EDGE TRIM FOR ABUTTING CARPET FLOORING



Materials: Aluminium in mill finish, black, bronze or gold anodised

Note: Illustrations not to scale

CS PEDIMAT®

Pedimat® is the perfect entrance matting solution for buildings in moderate use such as offices, shops, hotels, banks and building societies.

It can be recessed or surface mounted, either in a ramped frame or to butt level with a surrounding carpet. Bespoke designs can be easily achieved by mixing tread types and/or colours.

PEDIMAT WITH CARPET INSERTS



PRODUCT FEATURES

- Recess or surface mounted options
- Rolls up for easy matwell cleaning
- Closed spline option allows in situ cleaning along with very high dirt containment
- Open spline option allows dirt to fall into the matwell, the mat can then be rolled up for matwell cleaning
- Field changeable inserts without the use of specialist tools for low lifecycle costs
- Wide range of tread and colour options (see p22-23)

EXAMPLE SPECIFICATION (NBS)

UNICLASS UK: PR_35_57_11_26
CAWS - ARCHITECTURE: N10_300 ENTRANCE MATTING

Manufacturer: Construction Specialties (UK) Limited,
1010 Westcott Venture Park, Westcott, Bucks HP18 0XB
Tel: +44 (0)1296 652800 Web: www.c-sgroup.co.uk

Product reference: CS Pedimat 11mm deep, complete with 13mm frame for recess mounting

Finish: Aluminium profiles: clear anodised, aluminium frames: mill finish

Tread type: Interior grade carpet inserts

Tread colour: Sandstone 0205


Spline: Closed, Black

Endfiller colour: Black

Matwell size: 5000mm wide x 5600mm in traffic direction

Mat size: To suit matwell

RAIL FINISH OPTIONS



Clear anodised
as standard

Black anodised

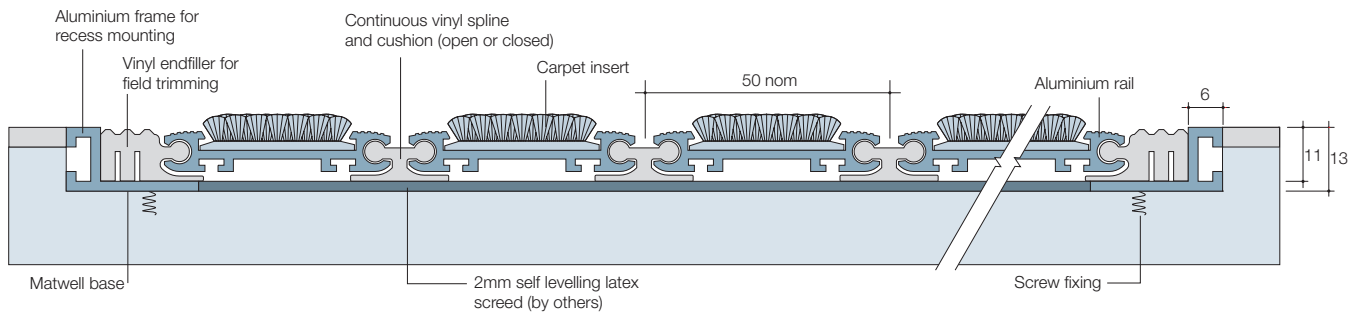
Bronze anodised

Gold anodised

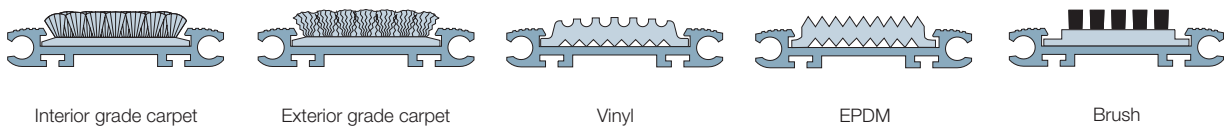


LEE HOUSE, MANCHESTER

SECTIONAL DETAIL

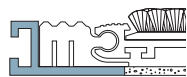
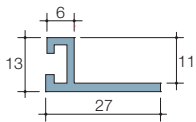


TREAD OPTIONS



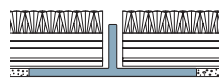
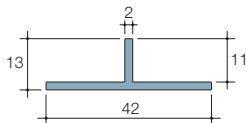
FRAME OPTIONS

13MM FRAME FOR RECESS MOUNTING



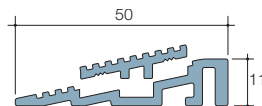
Materials:
Aluminium in mill finish,
black, bronze or gold
anodised

13MM T-FRAME FOR DIVIDING LARGE SECTIONS OF MAT



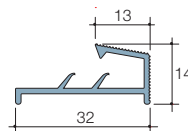
Materials:
Aluminium in mill finish,
black, bronze or gold
anodised

11MM RAMPED FRAME FOR SURFACE MOUNTING



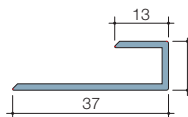
Materials:
Aluminium in mill finish,
black, bronze, gold or
clear anodised

CARPET EDGE GRIP FOR ABUTTING CARPET FLOORING



Materials: Aluminium in mill finish, black, bronze or gold anodised

CARPET EDGE TRIM FOR ABUTTING CARPET FLOORING



Materials: Aluminium in mill finish, black, bronze or gold anodised

Note: Illustrations not to scale

CS GRIDLINE™

Our stainless steel system is available in two variants:

Gridline™ is constructed from hard wearing grade 304 stainless steel and provides years of durable service while maintaining its sleek appearance. The wedge shaped scraper profile is highly effective at cleaning debris from shoes and wheeled traffic. Gridline™ is heel, wheelchair and walking aid friendly.

Gridline Plus™ features a larger version of the wedge scrapers used in the standard Gridline and interior grade carpet inserts. This option combines exceptional moisture and dirt removal/containment, with the elegance and durability of stainless steel.

GRIDLINE AND GRIDLINE PLUS



GRIDLINE
17MM DEPTH



GRIDLINE PLUS
17MM DEPTH

PRODUCT FEATURES

GRIDLINE

- Recess or surface mounted options
- Profile depths - 11mm or 17mm
- 250kgs/wheel rolling load capability
- Good moisture and dirt removal/containment
- Brush satin finish and acid cleaned as standard

GRIDLINE PLUS

- Recess or surface mounted options
- Profile depth - 17mm
- 250kgs/wheel rolling load capability
- Excellent moisture and dirt removal/containment
- Utilises interior grade carpet inserts (see p23 for colour options)
- Field changeable inserts without the use of specialist tools for low lifecycle costs
- CS Pedijet logo option for interior grade carpet applications (see p25)
- Brush satin finish and acid cleaned as standard

EXAMPLE SPECIFICATION

UNICLASS UK: PR_35_57_11_26
CAWS - ARCHITECTURE: N10_300
ENTRANCE MATTING

Manufacturer: Construction Specialties (UK) Limited, 1010 Westcott Venture Park, Westcott, Bucks HP18 0XB
Tel: +44 (0)1296 652800
Web: www.c-sgroup.co.uk

Product reference: CS Gridline 17mm deep stainless steel system, complete with 20mm aluminium frame for recess mounting

Finish: Stainless steel: brush satin, aluminium frames: mill finish

Matwell size: 3500mm wide x 3500mm in traffic direction

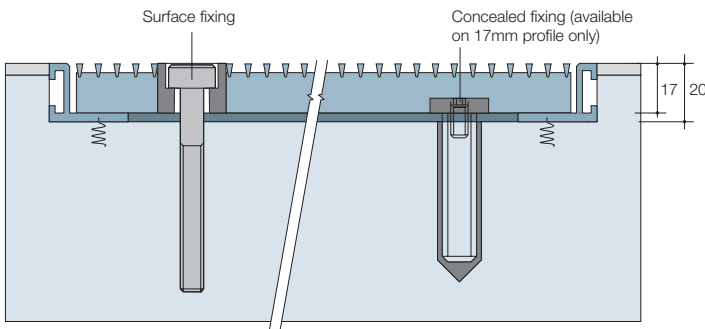
Mat size: To suit matwell



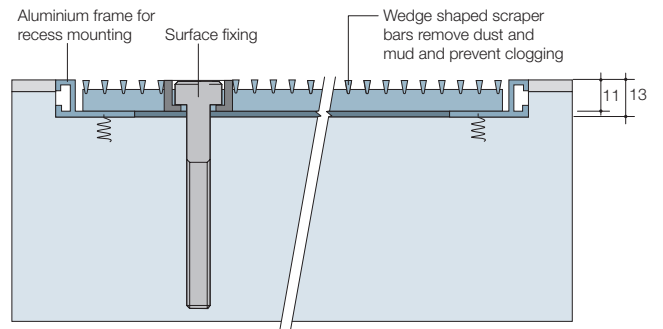
LIVERPOOL ONE INFORMATION CENTRE, LIVERPOOL

TYPICAL SECTIONAL DETAILS

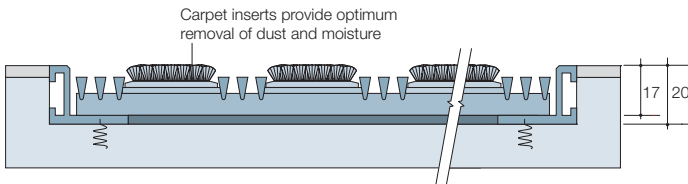
GRIDLINE - 17MM DEPTH



GRIDLINE - 11MM DEPTH

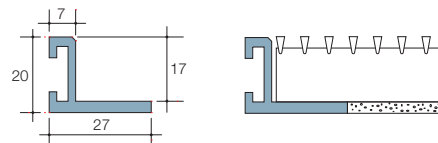


GRIDLINE PLUS - 17MM DEPTH



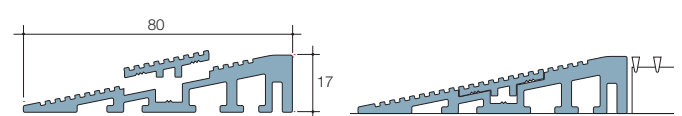
FRAME OPTIONS

20MM FRAME FOR RECESS MOUNTING



Materials: Aluminium in mill finish or black anodised

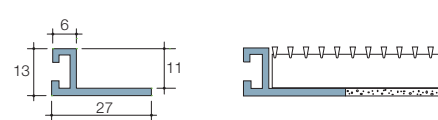
17MM RAMPED FRAME FOR SURFACE MOUNTING



Materials: Aluminium in mill finish, black or clear anodised

ALUMINIUM

13MM FRAME FOR RECESS MOUNTING



Materials: Aluminium in mill finish or black anodised

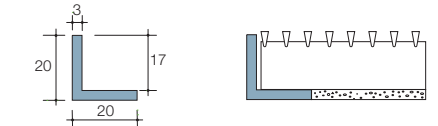
11MM RAMPED FRAME FOR SURFACE MOUNTING



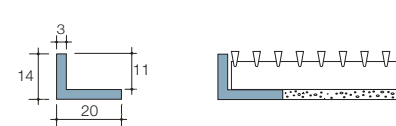
Materials: Aluminium in mill finish, black or clear anodised

STAINLESS
STEEL

20MM S/STEEL FRAME FOR RECESS MOUNTING



14MM S/STEEL FRAME FOR RECESS MOUNTING



Note: Illustrations not to scale

CS HELIX™

Our easy to install, interlocking tile system is available in two designs:

Helix Z1 is a 100% rubber/vinyl tile, which will scrape off dirt, mud and initial moisture.

Helix Z2 incorporates carpet strips into the tile, which will absorb dirt and moisture immediately inside the building.

Helix™ is designed to collect maximum dirt and water and, when used in combination with CS Tetras™ Clean-Off Carpet Tiles, can collect up to 98% of dirt.

HELIX Z1 AND HELIX Z2



HELIX Z1



HELIX Z2

PRODUCT FEATURES

HELIX Z1 AND HELIX Z2

- 305mm x 229mm interlocking tiles
- Recess or surface mounted options
- 250kgs/wheel rolling load capability – twice that of similar products
- Tiles are made from recyclable UV resistant PVC/NBR compound which is dimensionally stable and will not shrink or gap
- Hidden interlocking connectors provide a seamless appearance
- Rolls up for easy matwell cleaning
- Tile format with snap lock connectors for easy installation and replacement
- Easy to cut to suit irregular shaped installations
- Integral surface abraders provide excellent scraping action and a multi-directional walking surface
- Resistant to bacterial growth and most common chemicals

HELIX Z2 ONLY

- Excellent moisture and dirt removal/containment in conjunction with interior grade textile
- Carpet inserts welded to the tile for permanent fixing
- Four standard interior grade carpet insert colours, non-standard colours available (see p23)

EXAMPLE SPECIFICATION (NBS)

UNICLASS UK: PR_35_57_11_26
CAWS - ARCHITECTURE: N10_300 ENTRANCE MATTING

Manufacturer: Construction Specialties (UK) Ltd,
1010 Westcott Venture Park, Westcott, Bucks HP18 0XB
Tel: +44 (0)1296 652800 Web: www.c-sgroup.co.uk

Product reference: CS Helix Z2 11mm deep, complete with 13mm frame for recess mounting

Tile colour: Black

Tread type: Interior grade carpet insert

Tread colour: Wrought Iron 0202

Matwell size: 4500mm wide x 6000mm in traffic direction

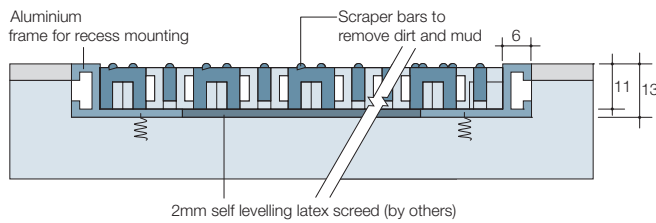
Mat size: To suit matwell



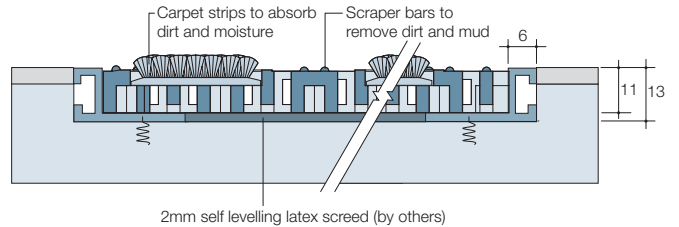
AVIATOR PARK, ADDLESTONE

SECTIONAL DETAILS

HELIX Z1



HELIX Z2



TILE COLOUR OPTIONS



Black (standard)



Grey

STANDARD CARPET INSERT COLOURS*




Wrought Iron - 0202



Castle Grey - 0203



Espresso - 0204

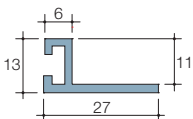


Indigo - 7312

* Interior grade carpet inserts

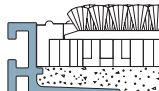
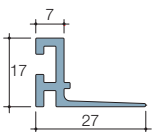
FRAME OPTIONS

13MM FRAME FOR RECESS MOUNTING



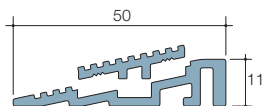
Materials:
Aluminium in mill finish,
black, bronze or gold
anodised

17MM TAPERED FRAME FOR RECESS MOUNTING



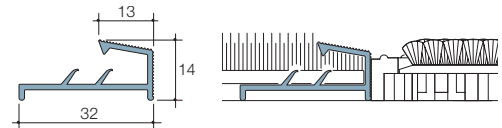
Materials:
Aluminium in mill finish

11MM RAMPED FRAME FOR SURFACE MOUNTING



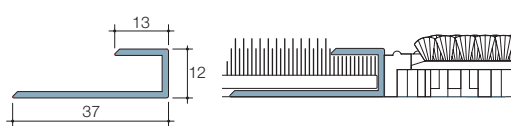
Materials:
Aluminium in mill finish,
black, bronze, gold or
clear anodised

CARPET EDGE GRIP FOR ABUTTING CARPET FLOORING



Materials: Aluminium in mill finish, black, bronze or gold anodised

CARPET EDGE TRIM FOR ABUTTING CARPET FLOORING



Materials: Aluminium in mill finish, black, bronze or gold anodised

Note: Illustrations not to scale

CS TETRAS™

Tetras™ Clean-off Carpet Tiles are the ideal solution for removing moisture and dirt at the entrance, which will then protect floor coverings beyond the matwell.

Tiles can be used on their own in the building entrance or in combination with a CS aluminium entrance matting product to extend the drying/clean-off zone.

TETRAS ENTRANCE GRADE TILE



11
EN 14041:2004

PRODUCT FEATURES

- 500mm x 500mm tile with hard wearing bitumen backing
- Suitable for recess or surface mounting
- Extremely efficient at removing and holding moisture and dirt
- Excellent wash and light fastness characteristics
- Built-in anti-static resistance
- Open yarn construction aids easy cleaning
- Available in four colour options
- Can be installed as Broadloom or Chequerboard effect
- Easy to install
- Minimum waste from installation

EXAMPLE SPECIFICATION (NBS)

UNICLASS UK: PR_35_57_11_26
CAWS - ARCHITECTURE: N10_300 ENTRANCE MATTING

Manufacturer: Construction Specialties (UK) Limited,
1010 Westcott Venture Park, Westcott, Bucks HP18 0XB
Tel: +44 (0)1296 652800 Web: www.c-sgroup.co.uk


Product reference: CS Tetras Clean-off Carpet Tiles, complete with 13mm frame for recess mounting

Carpet colour: Obsidian Z3709


Matwell size: 5000mm wide x 6000mm in traffic direction

Mat size: To suit matwell


CARPET COLOURS




Z3709
Obsidian



Z3710
Moonstone



Z3711
Smokey Quartz



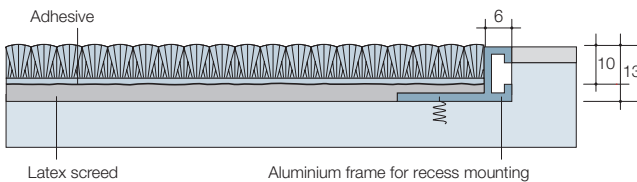
Z3712
Sapphire



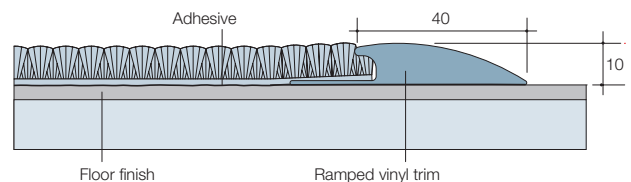
ROADCHEF, STAFFORD SOUTH

SECTIONAL DETAILS

RECESS MOUNTED OPTION



SURFACE MOUNTED OPTION



TECHNICAL INFORMATION

Tile Size:	500mm x 500mm
Yarn Type:	100% Nylon Polyamide
Pile Construction:	Air entangled mono & multifilaments
Primary Backing:	Polyester/Nylon Polyamide
Secondary Backing:	Bitumen
Pile Weight:	1200g/m ²
Pile Height (ISO 1766:1986)(2005)	6mm
Total Height (ISO 1765:1986)	10mm
Total Weight (ISO 1766:8543:1986)(1998)	5kgs/m ²
Slip Resistance (EN 13893:2002)	Technical Class DS

Wear

Lisson Tretrad	
EN 1963:TEST A:2007	5
EN 1307:2008	Class 33 Heavy Contract
Hexapod	
ISO 10361:Method B:2000 (4,000revs)	4
ISO 10361:Method B:2000 (12,000revs)	3.5

Comfort

Electrical Resistance (ISO 10965:1998)(2005)	1.4x10 ¹¹ OHMS
Anti-static (ISO 6356:2000)(2005)	≤0.2kV

Fire resistance

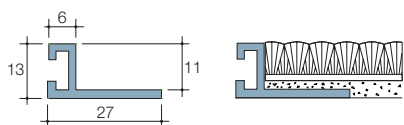
Radiant Panel Test	
(ANSI/ASTM E 648 97/NFPA 253 1995)	Category 1
Hot Metal Nut Test	
(BS 4790:1987:1996)	Low Radius
(ISO 11925-2:2002)	Class E _{FL}
(ISO 9239-1:2002)	Class B _{FL-S} 1
(ISO 13501-1)	Class B _{FL-S} 1

Colour Fastness

Light (ISO 105-B02:1999 Method 2)	>6
Weathering (ISO 105-B04:1997 Method 2)	>7
Rubbing (ISO 105-X12:2002)	5
Organic Solvents (ISO 105-D02:1996)	5
Water (ISO 105-E01:1996)	5
Chlorinated Water (ISO 105-E03:2010)	5
Inorganic Salt Water (BS 1006:UK-TI:1990)	5
Shampoo (BS 1006:UK-TB:1991)	5
Bleach (CAMRASO E6-2:2002)	5

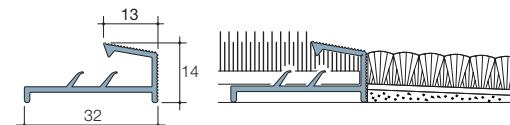
FRAME OPTIONS

13MM FRAME FOR RECESS MOUNTING



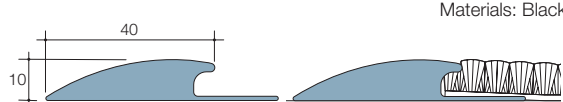
Materials: Aluminium in mill finish, black, bronze or gold anodised

CARPET EDGE GRIP FOR ABUTTING CARPET FLOORING



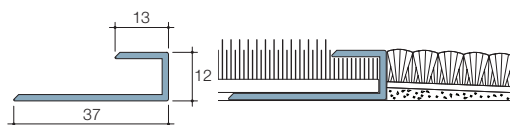
Materials: Aluminium in mill finish, black, bronze or gold anodised

RAMPED VINYL TRIM FOR SURFACE MOUNTING



Materials: Black PVC

CARPET EDGE TRIM FOR ABUTTING CARPET FLOORING



Materials: Aluminium in mill finish, black, bronze or gold anodised

Note: Illustrations not to scale

COLOURS AND FINISHES

RAIL AND FRAME FINISHES



Mill finish



Clear anodised



Black anodised



Bronze anodised



Gold anodised

All aluminium profiles can be custom anodised subject to minimum quantities

Fire rating:

Radiant Panel Test (ANSI/ASTM E 648 00/NFPA 253 1995) - Class 1
Hot Metal Nut Test (BS 4790:1987 (1996)) - Low radius of char

VINYL TREAD INSERTS, ENDFILLERS AND SPLINES



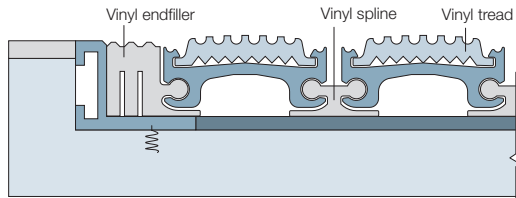
Gunmetal Grey



Chocolate



Black



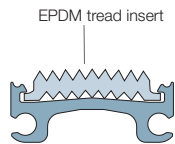
Fire rating:

Radiant Panel Test (ANSI/ASTM E 648 00/NFPA 253 1995) - Class 1
Hot Metal Nut Test (BS 4790:1987 (1996)) - Low radius of char

EPDM TREAD INSERT



Black

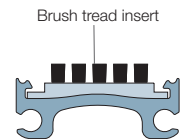


EPDM tread insert

BRUSH TREAD INSERT




Black




Brush tread insert

EXTERIOR GRADE CARPET TREAD INSERTS - ZONE 1



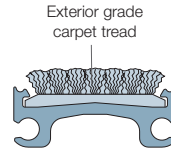
Platinum - CS1141X



Lava - CS1140X



Bark - CS1130X




Fire rating:

Hot Metal Nut Test (BS 4790:1987:1996) - Low radius of char


INTERIOR GRADE CARPET TREAD INSERTS - ZONE 2




Wrought Iron - 0202




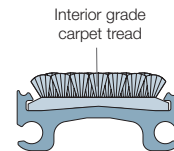
Espresso - 0204




Midnight - 0206




Slate - 0207




Castle Grey - 0203



Sandstone - 0205



Indigo - 7312




Merlot - 9184

Fire rating:

Radiant Panel Test (ANSI/ASTM E 648 00/NFPA 253 1995) - Class 1

Hot Metal Nut Test (BS 4790:1987:1996) - Low radius of char

TETRAS CLEAN-OFF CARPET TILE COLOURS - ZONE 2 AND 3




Obsidian - Z3709



Moonstone - Z3710



Smokey Quartz - Z3711



Sapphire - Z3712

Fire rating:

Radiant Panel Test (ANSI/ASTM E 648 97/NFPA 253 1995) - Class 1

Hot Metal Nut Test (BS 4790:1987:1996) - Low radius of char

Note: Every attempt has been made to ensure that all colours shown are accurate within the limitations of the printing process. Samples of our tread inserts are available upon request.

5 YEAR GUARANTEE

All C/S Pedisystems carpets carry a 5 year wear guarantee*



*Subject to terms and conditions

DESIGN OPTIONS

The CS Pedisystems® range allows for creating bespoke styles for your entrance mat.



ALL SHAPES AND SIZES CAN BE CREATED WITH OUR FRAMES




RADIUS RAILS



INTERPERSE SMALLER
MATWELL STRIPS WITH THE
SURROUNDING FLOOR FINISHES



MIX AND MATCH TREAD
STYLES AND COLOURS



CREATE CHEQUERBOARDS
FOR MULTI-DIRECTIONAL
ENTRY PATTERNS

The possibilities are endless...


PEDIJET™ LOGOS

Branding is the principle method by which a business communicates with its customers. On entering a building, the first thing to catch most visitors' eyes is the entrance flooring, and for many businesses, the idea of including branding in this area is something they have practised for years.

In recent years there have been huge advances in the production process of entrance flooring system logos. The latest technology provides a printing method combining the benefits of both design precision and product performance - key elements when choosing a customised entrance flooring system.

CS Pedijet™ is an inkjet system that is able to produce near photo-quality images on top quality carpet for the first time. Fine definition can be achieved using lines as thin as 5mm.

The system uses virgin carpet which allows the ink to penetrate all the way through the fibres, producing a logo that will last as long as the carpet itself.



LEGISLATION

BS 7953:1999 - ENTRANCE FLOORING SYSTEMS - SELECTION INSTALLATION AND MAINTENANCE

4. Functions

...The function of the entrance flooring system is to:

- ✓ reduce the incidence of slipping accidents by reducing the amount of soil and moisture tracked onto hard and resilient floors
- ✓ prolong the life of interior floors by reducing the ingress of abrasive soil
- ✓ reduce cleaning requirements of internal floors by reducing the ingress of soil into the interior floors/floor coverings

To fulfil these functions an entrance flooring system should have the following qualities:

- ✓ removal and retention of soil
- ✓ ease of cleaning and maintenance
- ✓ retention of physical characteristics

5. Materials

5.1 General

...The entrance flooring system should scrape, wipe and retain, making contact with both feet of people entering the building and, in the case of wheeled traffic, with the circumference of the wheels... This applies to all situations, internal or external, where people move from a soiled to a clean environment e.g. from a kitchen to a dining room or from a factory to an office.

6. Design considerations

6.1 Ease of access

...An entrance flooring system should not introduce any features which make access more difficult. Consideration should be given to users of wheelchairs, sticks or crutches. The system should be designed without abrupt changes in level which could result in tripping accidents or impede wheeled traffic.

6.2 Effective length

The objective with any entrance flooring system is to achieve the maximum number of footfalls within the space available... In any case consideration should be given to such factors as external and internal conditions, traffic levels, size of entrance, use of building and type of internal floor coverings.

BS 8300-2:2018 - DESIGN OF AN ACCESSIBLE AND INCLUSIVE BUILT ENVIRONMENT - PART 2

8.6.1 Entrance flooring system

At entrances to commercial buildings and buildings used by the general public, a suitable entrance flooring system to remove water and debris from the soles of shoes and wheelchair wheels should be provided, taking account of the volume of pedestrian flow and the distance required to accommodate the circumference of a large wheelchair wheel (a minimum of 2000mm)...

7.1.2 Reception area

...Floor surfaces within reception areas should be free from obstructions, have a firm, slip-resistant surface and allow easy manoeuvre of a wheelchair...


11.3 Floor surfaces

...The ingress of soil and surface moisture to buildings, or their transfer between adjacent internal areas, should be reduced to the lowest practicable level, e.g. through the use of appropriate entrance flooring systems, conforming to BS 7953.

Any matting should either have its surface level with the adjacent floor finish or, if surface laid, be of a type that has a rubber backing and chamfered edges. If, in exceptional circumstances other types of surface laid mats are used, they should be securely fixed to the floor at their edges and at any joints, to avoid the risk of tripping or slipping.

...Deep pile carpets and coir matting on the surface of the floor or within a mat well should not be used.

Permission to reproduce extracts from British Standards is granted by BSI Standards Limited (BSI). No other use of this material is permitted. British Standards can be obtained in PDF or hard copy formats from the BSI online shop: www.bsigroup.com/Shop



SUSTAINABILITY

GUIDANCE FOR HEALTHCARE BUILDINGS

Health Building Note 00-10 Part A: Flooring includes the following guidance in relation to the use of entrance matting in new hospital buildings, as well as in extensions of existing facilities:

Entrances

2.16 Floor surfaces at entrances should be slip/trip resistant in all weather conditions.

2.17 There should be no strips of unprotected floor between threshold and matting.

2.18 Entrance matting, suitable for pedestrian and trolley/wheelchair users, should be provided at entrances to reduce dirt being trafficked into the building.

2.19 There should be a regular programme that ensures matting is cleaned and maintained appropriately and regularly.

2.20 The way in which pedestrians use the entrance should determine how and where the matting should be positioned.

In addition, HBN 00-09 Infection Control recommends the use of entrance matting in all external entrances in order to make cleaning of hospital premises easier.

The type of matting selected should be appropriate to expected through traffic and should be easy to clean.

Extracts from the 'Health Building Note 00-10: Part A - Flooring' (Crown copyright 2013) are reproduced under Open Government Licence v3.0.

At CS we recognise our responsibility to current and future generations for our role in the preservation and improvement of our global environment. We are therefore committed to creating products that lower the environmental impact on the buildings of which they become a part.

Our Pedisystems Entrance Flooring Systems are designed to keep dirt and particulates out of buildings, improving indoor air quality and reducing cleaning and maintenance requirements.

USGBC LEED

In USGBC LEED IEQ Credit 5, the architect/designer is encouraged to specify permanent entryway systems (grilles, grates, etc.) at least 3 metres (10ft) in length in primary direction of travel, to capture dirt, water and other particulates at regularly used exterior entrances.

For details visit: usgbc.org/credits/new-construction/v2009/eqc5

WELL Building Standard


Similarly, the WELL Building Standard as part of its AIR Concept, aiming to promote clean air and reduce sources of interior air pollution, recommends the provision and regular maintenance of at least 3 metre long permanent entryway system or rollout mat as one of the measures that can be taken to help create a healthy entrance to a building.

For details visit: standard.wellcertified.com/air/healthy-entrance

BREEAM

In the current UK BREEAM assessment for flooring the provision of an entrance matting system is not eligible for credits directly. However, due to its function, an efficient and hard-wearing entrance matting system will help to prevent premature wear of interior floor finishes, and reduce cleaning and maintenance costs. It may therefore contribute towards MAT 05 - Designing for durability and resilience.

For details visit: breeam.com/NC2018



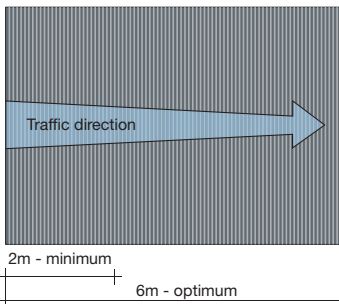
SITework

DESIGN

All CS systems can be used as single mats/grids, or in multiples for larger installations. Where multiple sections are necessary, an aluminium T-frame is used between them. In any large entrance area mat sections should butt together away from central walkways, where traffic is heaviest.

Door positions and general flow of pedestrian traffic should be clearly indicated on plans, so that mats can be correctly manufactured and installed for optimum economy, appearance and wear.

It is advisable to allow sufficient mat traffic direction to remove all grit, dirt and water that could be expected at the entrance.



To comply with BS 7953 and BS 8300 a minimum traffic direction of 2m would be required, however many experts recognise that 6m (or 8 to 10 foot falls) is the optimum walk-off length of entrance matting, which would allow for effective dirt and moisture removal, thereby preventing floors becoming dangerously slippery.

Please note CS Pedigrind is a fixed modular system. The internal matwell dimension in traffic direction must be a multiple of the modular size (38.07mm).

IRREGULAR-SHAPED MATS

A dimensionally stable template is required for the manufacture of irregular-shaped aluminium or stainless steel based entrance mats (hardboard or plywood templates are ideal).

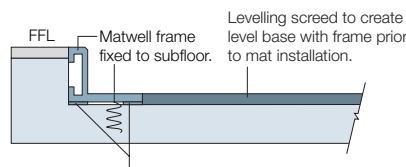
SUB-FLOOR PREPARATION

RECESSED INSTALLATIONS

Correct matwell preparation is critical to the successful installation of entrance mats.

The matwell depth should be prepared to suit the depth of the frame selected for installation with a particular entrance matting model. It should take into account that the top of the frame should be installed flush with the intended finished floor level.

The frame should be secured in the matwell first. Packing beneath the frame may be necessary in places where the matwell's depth exceeds that of the frame. A levelling screed should then be applied to the base of the matwell to bring it level with the frame flanges.



Shims inserted between underside of frame and matwell base to ensure top of frame is level with Finished Floor Level (FFL)

Ensure that the achieved finish is level by checking with a straight edge. A departure greater than 2mm from the bottom of a 3 metre straight edge may compromise the performance of the entrance mat.

The screed should be fully cured and hardened before proceeding with the installation of the entrance mat.

TETRAS INSTALLATION – PREPARATION OF SUB-FLOOR

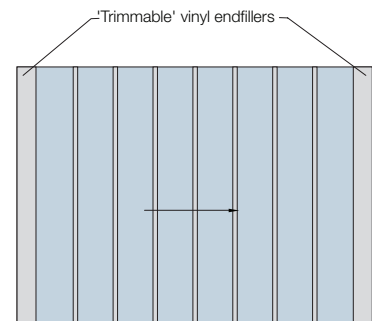
The sub-floor should be level, clean, dry and free from grease, dirt and other contaminants that would affect adhesion. If the floor is uneven a self-levelling latex skim should be applied. If the floor is dusty or absorbent it should be primed in accordance with the adhesive manufacturer's instructions.

INSTALLATION

Full installation instructions will be supplied with our products. They can also be downloaded from our website or requested on +44 (0)1296 652800. The following are general guidelines only:

Some Pedisystems models (Pediluxe, Pediluxe Gold, Pedimat and Pedimat Ultra) are supplied with vinyl endfiller for field trimming. These mats may appear oversize until the endfiller has been trimmed.

Lay mat into prepared matwell and roll out. The natural slack between rails should be closed by condensing the rails towards the trimmed end. Work your way along the mat rails until you reach the opposite side. Carefully trim the remaining vinyl endfiller after ensuring all slack has been taken up.



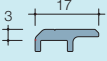

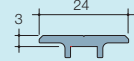
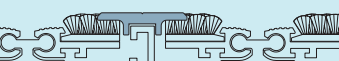
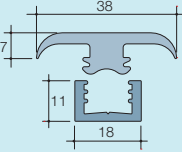

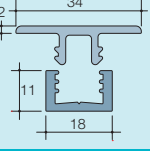
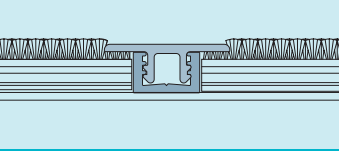


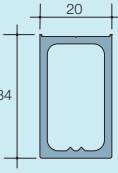

Compress mat towards the endfiller to remove any slack **before** trimming endfiller at other end of mat.

Ensure that there is door clearance for any door movement (this is particularly relevant for surface mounted applications).

RAMPS & SLOPES

All Pedisystems products can be installed to single plain slopes or ramps. This may require mechanical fixing methods to be used.

EDGING TRIM OPTIONS

PROFILE	TYPICAL USAGE	DESCRIPTION	PRODUCT(S)	MATERIAL(S)	FINISHES/ COLOURS**
		Recess Mounted Frame Capping Section (single)	<ul style="list-style-type: none"> • Pedigrid • Pediluxe • Pedimat Ultra • Pedimat • Helix Z1/2 • Tetras 	<ul style="list-style-type: none"> • Aluminium 	<ul style="list-style-type: none"> • Mill • Black anodised • Bronze anodised • Gold anodised
		Recess Mounted Frame Capping Section (double)	<ul style="list-style-type: none"> • Pedigrid • Pediluxe • Pedimat Ultra • Pedimat • Helix Z1/2 • Tetras 	<ul style="list-style-type: none"> • Aluminium 	<ul style="list-style-type: none"> • Mill • Black anodised • Bronze anodised • Gold anodised
		Flexible PVC Edging Trim and Aluminium Channel	<ul style="list-style-type: none"> • Pedigrid† • Pediluxe† • Pedimat Ultra • Pedimat • Helix Z1/2 • Tetras 	<ul style="list-style-type: none"> • PVC/Aluminium 	<ul style="list-style-type: none"> • Black*** (PVC) • Mill (Aluminium)
		uPVC Divider and Aluminium Channel	<ul style="list-style-type: none"> • Pedigrid† • Pediluxe† • Pedimat Ultra • Pedimat 	<ul style="list-style-type: none"> • uPVC/Aluminium 	<ul style="list-style-type: none"> • Black (uPVC) • Grey*** (uPVC) • Mill (Aluminium)
		Pediluxe Spacer for use with all edging trims	<ul style="list-style-type: none"> • Pediluxe 	<ul style="list-style-type: none"> • Aluminium 	<ul style="list-style-type: none"> • Mill
		Pedigrid Spacer for use with all edging trims	<ul style="list-style-type: none"> • Pedigrid 	<ul style="list-style-type: none"> • Aluminium 	<ul style="list-style-type: none"> • Mill

* Available separately

** All aluminium profiles can be custom anodised subject to minimum quantities

*** Other colours subject to minimum quantities

† With appropriate spacer

Note: Illustrations not to scale

CLEANING AND MAINTENANCE

To maintain effectiveness and appearance, our matting systems need to be regularly cleaned and maintained.

Daily maintenance

Mats with carpet inserts should be vacuumed using a powerful suction machine fitted with rotating head brushes. Chewing gum should also be removed daily.

Vinyl, EPDM and serrated inserts can be enhanced by regularly cleaning with a damp mop and a low foaming detergent.

Periodic maintenance

If the matting has open splines or structure, dirt will fall through the slots in the mat to the matwell. These mats need to be lifted periodically and the matwell cleaned out. The frequency with which this needs to be carried out will depend on the volume of traffic and weather conditions, but as a general rule the mats

should be lifted weekly in heavy traffic areas.

If the matwell is overdue for cleaning the mat may start to lift at the edges and there may be an audible “crunch” underfoot.

In high traffic areas the matting should be deep cleaned four to six times a year, with more of the cleans undertaken in the winter months.

For full cleaning and maintenance instructions, including deep clean specification and chewing gum removal method, contact us or visit our website.

Damage repair

If carpet or vinyl tread inserts become worn or a change of colour scheme is required, the individual inserts can be replaced. In the unlikely event of rails being damaged they can also be replaced, thus saving the cost of total replacement.

OUR SERVICE



CS TECHNICAL SUPPORT

We look forward to assisting you with any queries which you may have and ensuring that you have made the right selection for your project. Call us on +44 (0)1296 652800 to speak with our Customer Service Team, Technical Team or Area Representatives.

CS SPECIFICATION SUPPORT

NBS specification clauses are available on request or can be downloaded from our website. Please contact us should you require specification assistance.



You can also find, select and specify our products with ease using NBS Source.

SAMPLES SERVICE

Please contact our Customer Service Team on +44 (0)1296 652810 for samples of entrance matting systems and colour swatches.



WARRANTY POLICY

Construction Specialties (UK) Ltd. (the Company) warrants to its purchasers that their Pedisystems products sold will be free from any defects in materials or workmanship and will meet the design criteria noted in our brochures when properly installed and maintained. If, in the sole opinion of the Company, a product covered by this warranty is defective, the Company will replace or repair it free of any charge. This warranty shall extend for a period of five years following the date of shipment by the Company. This is in lieu of all other warranties expressed or implied, and is the sole warranty extended by the Company. The liability of the Company under this warranty is limited to repair or replacement, and does not include any responsibility for consequential or other damage of any nature.

Disclaimer

The company reserves the right to make design changes for the purpose of product improvement, or to withdraw any design without notice.

RECENT PROJECTS

University of Manchester Engineering Campus
– Manchester

Farmfoods – various locations

Tesco – various locations

National Gallery - London

DS7 Canary Wharf - London

London Luton Airport – Luton

Bus Station – Bradford

Leicester City Football Club – Leicester

Cannon Park Shopping Centre – Coventry

Sevenoaks Preparatory School – Sevenoaks

John Radcliffe Hospital – Oxford

One Snowhill – Birmingham

Silverseas Origin Cruise Ship

HSBC - various locations

10 Montrose Street - Glasgow

103 Colmore Row - Birmingham

Oxford Business Park - Oxford

Southwark Fire Station School – London

Marble Arch Place - London

Teville Gate House - Worthing

Walsall Manor Hospital – Walsall

Carlton House - Dublin

Sherwood Lodge Police HQ - Nottingham

Club Wembley – London

Taunton School – Taunton

Intu Soar Braehead – Glasgow

5 Fleet Place – London

Eyre Square Hotel – Galway

Met Office – Exeter

Kresen Kernow Archive – Cornwall

Standard Chartered Bank, EC2 – London



CS PRODUCT RANGE



CS Acrovyn® Wall, Door and Corner Protection




CS Acrovyn® Doors



CS Pedisystems® Entrance Flooring Systems



CS Allway® Expansion Joint Covers



CS Architectural Louvres



CS Airfoil® Solar Shading

for more information visit our website www.c-sgroup.co.uk



Construction Specialties (UK) Limited
1010 Westcott Venture Park, Westcott
Aylesbury, Buckinghamshire HP18 0XB
Tel / Fax: +44 (0)1296 652800
Email: uk-sales@c-sgroup.com
Web: www.c-sgroup.co.uk

